




Point the pencil at my tummy.



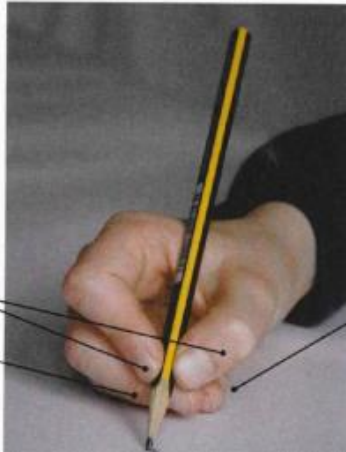
Pick it up with my Holding Fingers.



Tip it back to lay across my hand and pop my Pillow Finger underneath.

The Three Friends work the pencil.

- Holding Fingers
- Pillow Finger



The Resting Fingers make a base.

#### Children's Pencil Checks

- Are my Holding Fingers level with each other?
- Can I see a little pencil colour between my Holding Fingers?
- Is my Pillow Finger underneath?
- Is my pencil laying across my hand?

Fig 4.4 Picking Up the Pencil

Pen check!

Fist.

1, 2, pick up like a crane.


Helping hand flip back.

Pillow finger underneath.

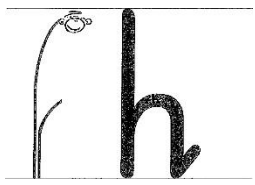
Check!

1, 2, 3, check!


Tall letters are made at the brave monkey; short letters are made at the scared monkey.




# Jumper family



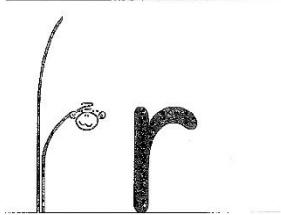
Brave monkey: Down-bump, back up, push over, down-bump, flick.




Scared monkey: Down-bump, push over, down-bump, push over, down-bump, flick.




Scared monkey: Down-bump, push over, down-bump, flick.



Scared monkey: Down-bump, push over.




Brave monkey: Down-bump, push over, pull in and hug the tree.




Scared monkey: Down, on-down, back up, push over, pull in and hug the tree


# Abracadabra family




Scared monkey: lean forward, pen down, pull around and push along the ground.




Scared monkey: pull around, push along the ground, up, down-bump, flick.




Scared monkey: pull around and push along the ground, on round and a tiny flick.




Scared monkey: pull around push along the ground, up, on-up, down-bump, flick.



Scared monkey: pull around and push along the ground, up, down, on-down and pull around.




Scared monkey: pull around, push along the ground, up, down, on-down, and flick.



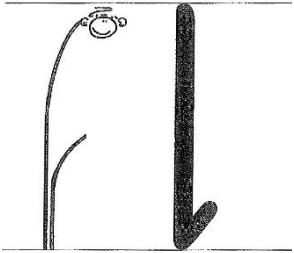
Scared monkey: lean forward, pen down, pull around, push around and pull along the ground.

# Special squirter

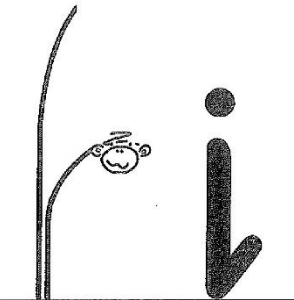


In between the scared monkey and the ground: push across, up, pull around, down and push along the ground.

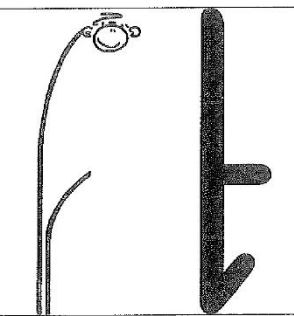
## Window cleaner family




Brave monkey: down-bump, flick.



Scared monkey: down-dump, flick, pen off, put a dot.




Brave monkey: down-bump, flick, pen off, push a line.

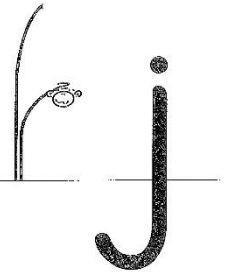


Scared monkey: down, push along the ground, up, down-bump, flick.


# Fisher family




Scared monkey: pull around, push along the ground, up, down, on-down, and pull around.



Scared monkey: down, on-down, pull around, pen off, put a dot.

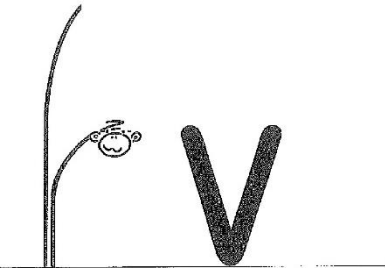


Scared monkey: down, push along the ground, up, down, on-down, pull around.




Scared monkey: lean forward, pen down, pull around, down, on-down and pull around, pen off, push a line.

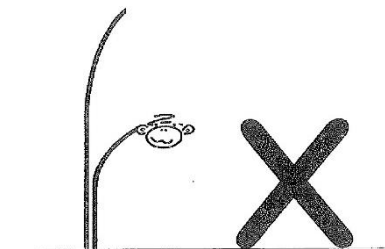
# Slider family



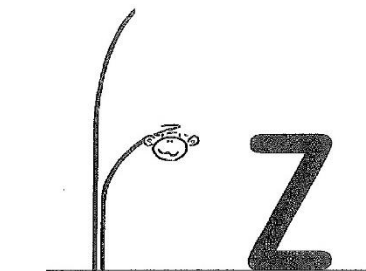
Scared monkey: slide down, slide up.




Scared monkey: slide down, slide up, slide down, slide up.



Scared monkey: slide down, pen off, slide down.



Scared monkey: push across, slide down, push across.



Brave monkey: down-bump, pen off, scared monkey, slide in, slide out.

# CAPITALS

A M N K

W V Z X Y

I L E F H T

C O S G Q

D P B R J U

Sliding lines group

Straight lines group

Curved lines group

Lines with curves group



All made by Bounce.

# NUMBERS

2 3 7 5

Pushing numbers.

All made by Bounce.

0 6 8 9 1 4

Pulling numbers.

